



How to Stop the Jumping Problem


You walk into your house and are greeted by a bouncing puppy that makes you smile and laugh. When your puppy is small you may not mind paws on your legs, but as your puppy grows the jumping can become a nuisance.

The best way to curb unwanted jumping is to start to teach your dog when he is young. If your puppy jumps on your legs, step back and turn your back to him. When all four legs are on the ground, praise, praise, praise for the appropriate behavior. If you have problems with a jumpy adult dog, training sessions will be

harder and take a longer commitment from you. There are several training options you can try. When you come home, ignore the dog until he calms down. Don't give any energy to your jumping and bouncing dog.

Don't touch your dog. Don't talk to your dog while he is jumping. Dogs love attention whether it is negative or positive. When you say "No Fido. No Jump!"


(Continued on page 2)



Sit, Fido!

Summer Care Tips for You and Your Pet

Summer is a time for both you and your pet to enjoy the sunshine and outdoors, but along with the fun, the season also offers up situations that can endanger your pet. By taking precautions, you can decrease the chance that disaster will happen. The HSUS offers these tips for pet owners to keep their furry friends safe this summer:

 In nice weather you may be tempted to take your pet with you in the car while you travel



or do errands. But during warm weather, the inside of your car can reach 120° in a matter of minutes, even if you're parked in the shade. This can mean real trouble for your companion animals left in the car. Dogs and cats can't perspire and can only dispel heat by panting and through the pads of their feet. Pets who are left in hot cars even briefly can suffer from heat exhaustion, heat stroke,

(Continued on page 2)

Inside this issue:

How to Stop...	1
Summer Care Tips	2
Don't Feed Your Cat...	4

Pet Trivia

-  Cats spend 18 hours out of every 24 sleeping.
-  Pet owners, on average, have lower cholesterol and lower blood pressure.

How to Stop the Jumping Problem

(Continued from page 1)

you are training the dog by jumping you are giving him attention. Turn your back until your dog stops jumping. Another option is to tether your dog to a chair or table while visitors enter your home; however, you should never try this method when no one is home. It could be dangerous to your dog to be tied to an object unattended. If you don't want to tether your dog, you can put a leash on him and step on it. Preventing him from jumping up on the guest. Once the dog settles down, you can have the visitor approach. Your dog will learn that


jumping does not get him attention. You must have visitors that will help you train your dog not to jump anymore. Inform all of your family and friends that you are training your dog not to jump and they must only touch the dog while it is calm. Jumping is an inappropriate behavior. Training your dog not to jump is a life long commitment. Try to put your dog into situations where it will succeed. Remember you want your furry friend to be a well-behaved member of the family.

– Stormy Gibson,
A.D.O.P.T. Pet Rescue Board Member

Summer Care Tips for You and Your Pet


(Continued from page 1)


brain damage, and can even die. Don't think that just because you'll be gone "just a minute" that your pet will be safe while you're gone; even an air conditioned car with the motor off isn't healthy for your pet. To avoid any chance that your pet will succumb to the heat of a car this summer, be sure to play it safe by leaving your pet cool and refreshed at home while you're on the road. And if you do happen to see a pet in a car alone during the hot summer months, alert the management of the store where the car is parked. If the owner does not return promptly, call local animal control or the police department immediately.

 It is very dangerous, and in some states illegal, to drive with a dog in the back of a pick-up truck. Not only can flying debris

"Pets can get sunburned too, and your pet may require sunscreen on his or her nose and ear tips."

cause serious injury, but a dog may be unintentionally thrown into traffic if the driver suddenly hits the brakes, swerves, or is hit by another car. Dogs should ride either in the cab (in a crate or wearing a seat belt harness designed for dogs) or in a secured crate in the bed of the truck.

 Summer is often a time when people fertilize their lawns and work in their gardens. But beware: Plant food, fertilizer, and insecticides can be fatal if your pet ingests them. In addition, more than 700 plants can produce physiologically active or toxic substances in sufficient amounts to cause harmful effects in animals.


 With people and dogs spending more time outside, dog bites are likely to increase in the summer months. Spaying or neutering your dog reduces the likelihood that he will


(Continued on page 3)


Summer Care Tips for You and Your Pet


(Continued from page 2)


bite and provides many other health benefits.


 Make sure your pet is always wearing a collar and identification tag. If you are separated from your pet, an ID tag may very well be his or her ticket home.

 Check with your veterinarian to see if your pets should be taking heartworm prevention medication. Heartworm disease, which is transmitted by mosquitoes, can be fatal in both dogs and cats.

 Pets and pools can equal disaster. Prevent free access to pools and always supervise a pet in a pool.


 Provide plenty of water and shade for your pets while they're enjoying the great outdoors so they can stay cool.


 If you plan on traveling with your pet during the summer, take the time to prepare for your furry friends in advance. Many airlines have summer pet embargoes, and most trains and ships do not allow pets other than service animals. The Humane Society of the United States has information on traveling with your pet that may make the difference between a pleasant trip and a vacation nightmare.


 Pets need exercise even when it is hot, but extra care needs to be taken with older dogs, short-nosed dogs, and those with thick coats. On very hot days, limit exercise to early morning or evening hours. Keep in mind that asphalt gets very hot and can burn your pet's paws.

 Another summertime threat is fleas and

ticks. Use only flea and tick treatments recommended by your veterinarian. Some over-the-counter flea and tick products can be toxic, even when used according to instructions.

 Pets can get sunburned too, and your pet may require sunscreen on his or her nose and ear tips. Pets with light-colored noses or light-colored fur on their ears are particularly vulnerable to sunburn and skin cancer.

 Don't take your pets to crowded summer events such as concerts or fairs. The loud noises and crowds, combined with the heat, can be stressful and dangerous for pets. For your pet's well being, leave her at home. Be especially aware of these threats during holidays, such as the Fourth of July.

 In summer heat your pet can suffer from heat exhaustion and heat stroke. These conditions are very serious and could cause your pet to die. You should be aware of the signs of heat stress, which could include heavy panting, glazed eyes, a rapid pulse, unsteadiness, a staggering gait, vomiting, or a deep red or purple tongue. If your pet does become overheated, you need to immediately lower his body temperature. Move your pet into the shade and apply cool (not cold) water over his body to gradually lower his core body temperature. Apply cold towels or ice packs to your pet's head, neck, and chest only. Let your pet drink small amounts of water or lick ice cubes. Most importantly, get him to a veterinarian immediately.

—From *The Humane Society of the United States website*, <http://www.hsus.org>

Visit us online at
www.adoptpetrescue.org



Our mission at

A.D.O.P.T. Pet Rescue is to rescue abandoned, neglected, abused, or otherwise homeless household animals, and place these animals into permanent, stable, and caring homes. We also strive to promote public awareness of the need to spay and neuter pets, and hope to make pet owners more aware of the importance of proper medical and nutritional care of their pets. The members of A.D.O.P.T. are dedicated to this effort because each of us knows that...

A N I M A L S D E P E N D O N P E O P L E , T O O !

Don't Feed Your Cat that Dog Food

There are some who believe that it is all right to feed dog food to cats. There are others who feel that it is all right to feed cat food to dogs. It is time to set the record straight on the nutritional habits of our favorite furry family friends.

"Cats are very peculiar in their dietary requirements," says Dr. Allan Paul, small animal Extension veterinarian at the University of Illinois College of Veterinary Medicine at Urbana. "They are not small dogs."

The first major difference between cats and dogs, explains Dr. Paul, is that cats are true carnivores, requiring a diet mainly of meat and meat products. Dogs are omnivores, having the ability to exist on a diet of meat and plant products.

"There are certain nutrients that cats need that can only be found in animal sources," claims Dr. Paul. "Dog foods are higher in grain products and lack some of these essential nutrients."

Taurine is an essential amino acid that is crucial for a cats' health and is only found in animal tissues. Without taurine in the diet, cats can experience heart problems, blindness, and respiratory problems. Dr. Paul remarked that the blindness caused by a lack of taurine in the diet was first seen in cats that were fed strictly dog food.

The next nutrient Dr. Paul mentioned was vitamin A. Dogs have the ability to convert beta-kerotene to vitamin A. Cats on the other hand need pre-formed vitamin A in their diet, which can only be found in animal tissues.

Arachidonic acid, a necessary fatty acid, can be synthesized by a dog using linoleic acid. The cat is unable to do this and needs to ingest arachidonic acid in their diet. This, too, can only be found in animal tissues.

Finally, Dr. Paul stated that cats have a much higher protein requirement than dogs because they use protein as an energy source.

"Because of all of these differences, you should not feed dog food to your cat," states Dr. Paul. "Because cat food is not formulated for dogs, you should not feed cat food to your dog." If you would like further information on this topic, contact your local veterinarian.





— Joseph Hahn

Information Specialist, University of Illinois
College of Veterinary Medicine



P.O. Box 1861
Westerville, OH 43086
Phone: 614-470-ADPT (2378)
Email: adopt@adoptpetrescue.org

Interested in:

-  Sponsoring a pet?
-  Adopting a pet?
-  Fostering a pet?
-  Becoming a volunteer?

Contact us at: (614) 470-ADPT (2378) or adopt@adoptpetrescue.org

A N I M A L S D O N A T I O N P E O P L E , T O O !

A.D.O.P.T. Pet Rescue, Inc.
P.O. Box 1861
Westerville, OH 43086



D O N A T I O N S

Name: _____

Address: _____

City, State, Zip: _____

Phone #: _____

E-mail Address: _____

Please send to:

A.D.O.P.T. Pet Rescue, Inc.
P.O. Box 1861
Westerville, OH 43086

All donations are tax deductible. Receipts available upon request. THANK YOU!